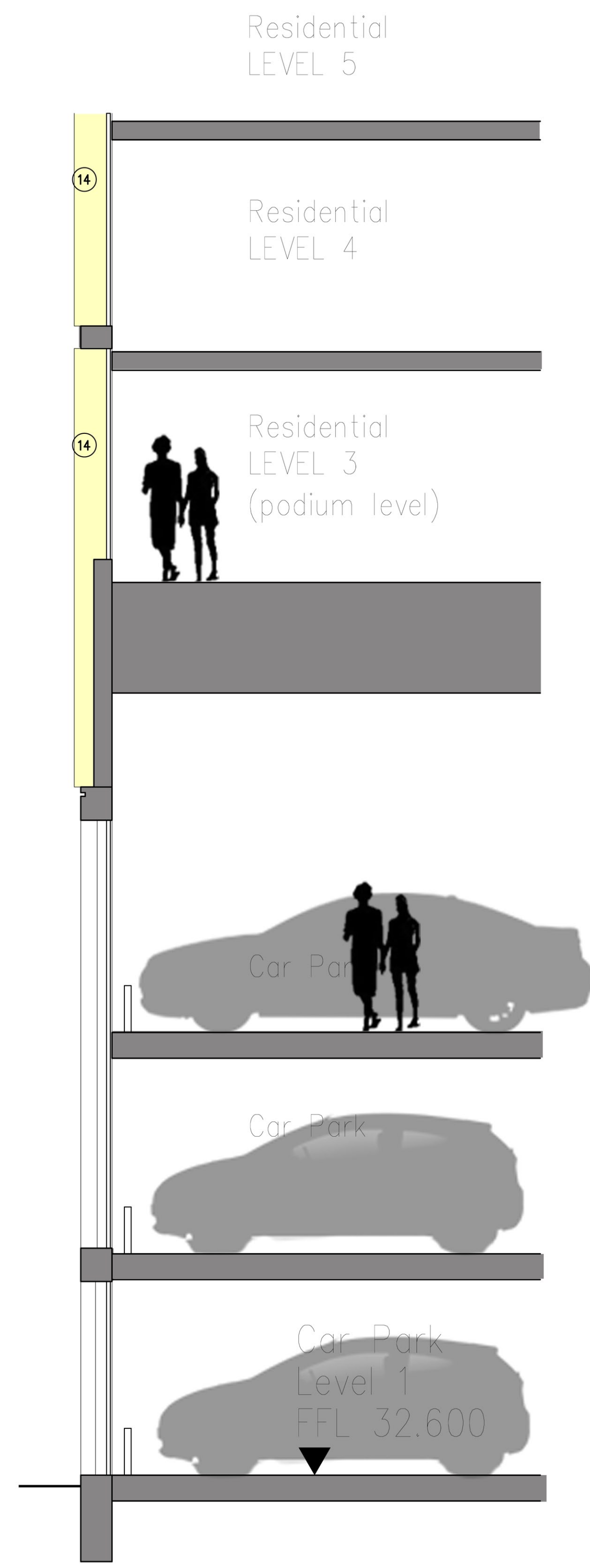

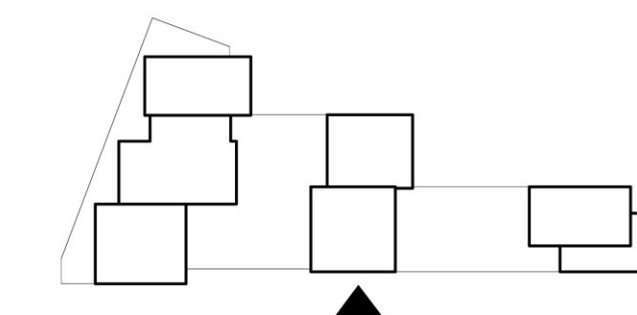


Copyright Rolfe Judd Ltd

NOTES

- 1 The Contractor must check and confirm all dimensions
- 2 All discrepancies must be reported and resolved by the Architect before works commence
- 3 This drawing is not to be scaled
- 4 All work and materials to be in accordance with current applicable Statutory Legislation and to comply with all relevant Codes of Practice and British Standards



MATERIALS KEY

- ① Living Room Double Glazed Casement Doors w/t Adjacent Fixed Panel
- ② Clear Double Glazed Unit
- ③ Double Glazed Unit w/t Mesh Frit Interlayer (Colour: Bronze 01)
- ④ Double Glazed Unit w/t Mesh Frit Interlayer (Colour: Bronze 02)
- ⑤ PPC Aluminium Feature Pressing
- ⑥ PPC Aluminium Insulated Bronze Colour Panel Pressing
- ⑦ PPC Aluminium Insulated Panel Pressing
- ⑧ PPC Aluminium Fixed Louvre System
- ⑨ Balcony w/t Etched Glass Guarding
- ⑩ Balcony w/t Vertical Flat Plate Steel Guarding and Handrail in PPC Finish
- ⑪ Juliet Balcony with Vertical Glass Guarding
- ⑫ Vertical Plate Metal Guarding in PPC Finish
- ⑬ Glass Guarding
- ⑭ PPC Capping Fin

Planning Issue 24/06/16  
 Rev \_\_\_\_\_ Date \_\_\_\_\_

**Rolfe Judd**

Architecture Planning Interiors  
 Old Church Court, Claylands Road, The Oval, London SW8 1NZ  
 T 020 7556 1500  
 www.rolfe-judd.co.uk

Client  
 Goldsworth Road Development LLP

Project  
 Goldsworth Road (South)  
 20-32 Goldsworth Road, Woking

Drawing  
 Typical Podium South Elevation  
 Bay Study

Scale 1:50@A1 Date June 16 Status Planning

Job Number 5712 Drawing Number T(21)D05 Revision -

G:\5712T\_Series\T21\T21D05

This scale is 10cm in length when printed at the size indicated in the title block

