











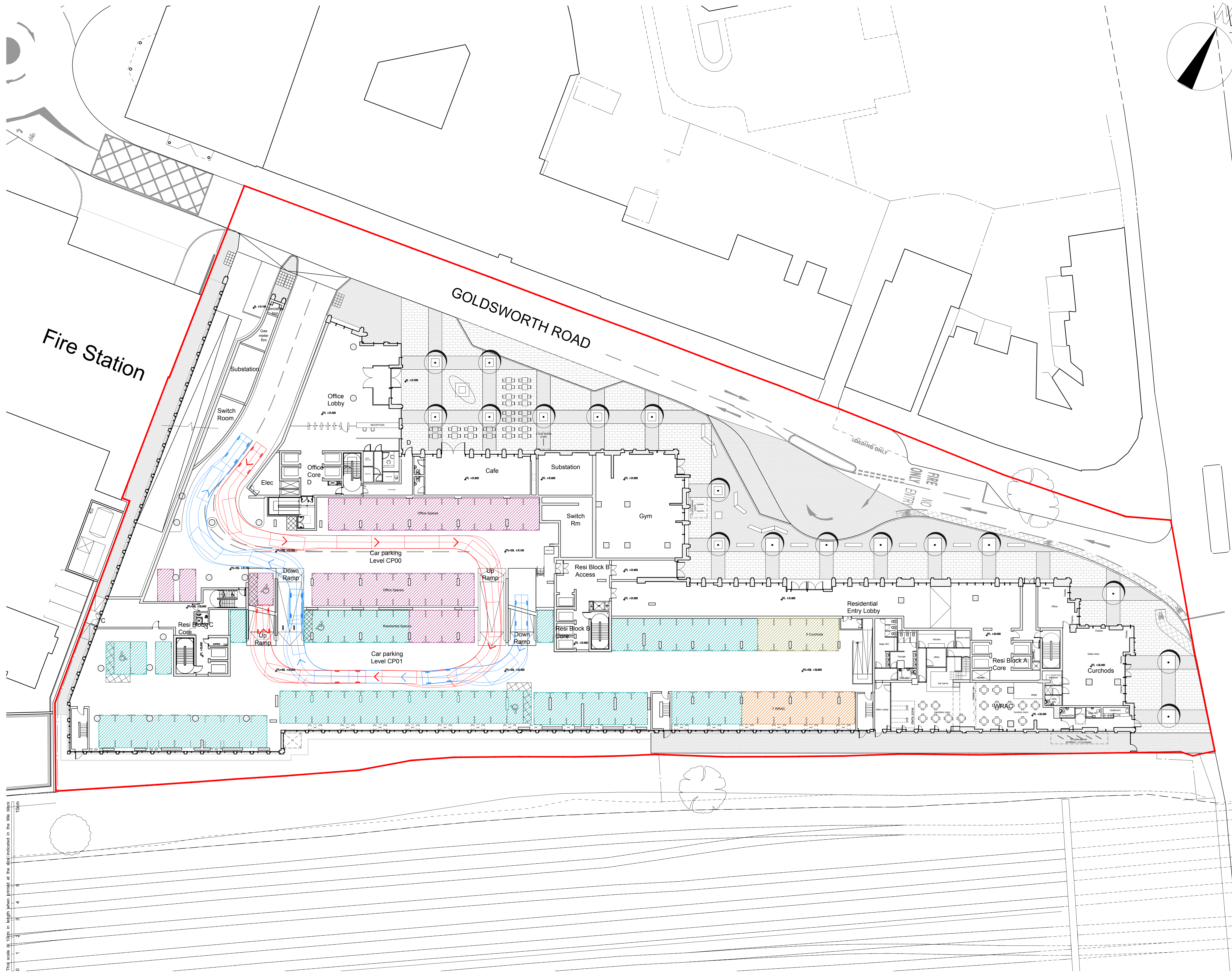
Copyright Rolfe Judd Ltd

NOTES

- 1 The Contractor must check and confirm all dimensions
- 2 All discrepancies must be reported and resolved by the Architect before works commence
- 3 This drawing is not to be scaled
- 4 All work and materials to be in accordance with current applicable Statutory Legislation and to comply with all relevant Codes of Practice and British Standards



-  Application Boundary
-  Office Car Space
-  Residential Car Space
-  WRAC Car Space
-  Curchods Car Space
-  Studio
-  1 Bed
-  2 Bed
-  3 Bed



| | | |
|-----|--|----------|
| C | Planning issue. | 24/06/16 |
| B | Legend added. Columns relocated following Transport Engineer comments. Vehicular tracking updated. | 22/06/16 |
| A | WRAC structure changes | 14/06/16 |
| - | Planning drawings issued for Client's review. | 03/06/16 |
| Rev | | Date |

Rolfe Judd
 Architecture Planning Interiors
 Old Church Court, Claylands Road, The Oval, London SW8 1NZ
 T 020 7556 1500
 www.rolfe-judd.co.uk

Client
 Goldsworth Road Development LLP

Project
 Goldsworth Road (South)
 20-32 Goldsworth Road, Woking

Drawing
 Site Wide Plan
 Level 00
 Ground Floor

Scale Date Status
 1:250 (A1) June 16 Planning

Job Number Drawing Number Revision
 5712 T(20)P00 C
 G:\5712T_Series\T20\T20P00

This scale is 100m in length when printed at the size indicated in the title block