




Copyright Rolfe Judd Ltd  
 NOTES  
 1 The Contractor must check and confirm all dimensions  
 2 All discrepancies must be reported and resolved by the Architect before works commence  
 3 This drawing is not to be scaled  
 4 All work and materials to be in accordance with current applicable Statutory Legislation and to comply with all relevant Codes of Practice and British Standards

-  Application Boundary
-  Entrance
-  Fire Exit

Planning Issue	24/06/16
Rev	Date

**Rolfe Judd**  
 Architecture Planning Interiors  
 Old Church Court, Claylands Road, The Oval, London SW8 1NZ  
 T 020 7556 1500  
 www.rolfe-judd.co.uk

Client  
 Goldsworth Road Development LLP

Project  
 Goldsworth Road (South)  
 20-32 Goldsworth Road, Woking

Drawing  
 Proposed Site Plan

Scale	Date	Status
1:500(A1)	June 16	Planning
Job Number	Drawing Number	Revision
5712	T(90)100	-

G:\6712\T\_Series\90\90P100

This scale is 10mm to 1m. Both when printed at the size indicated in the title block and when viewed on a computer screen.