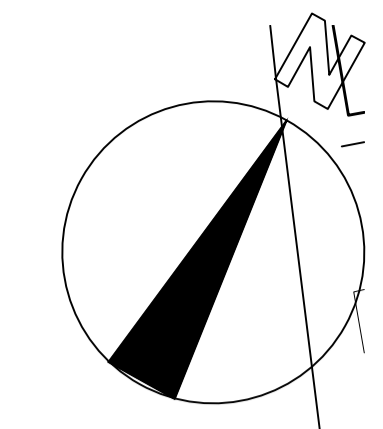
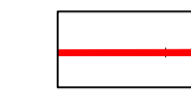
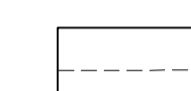



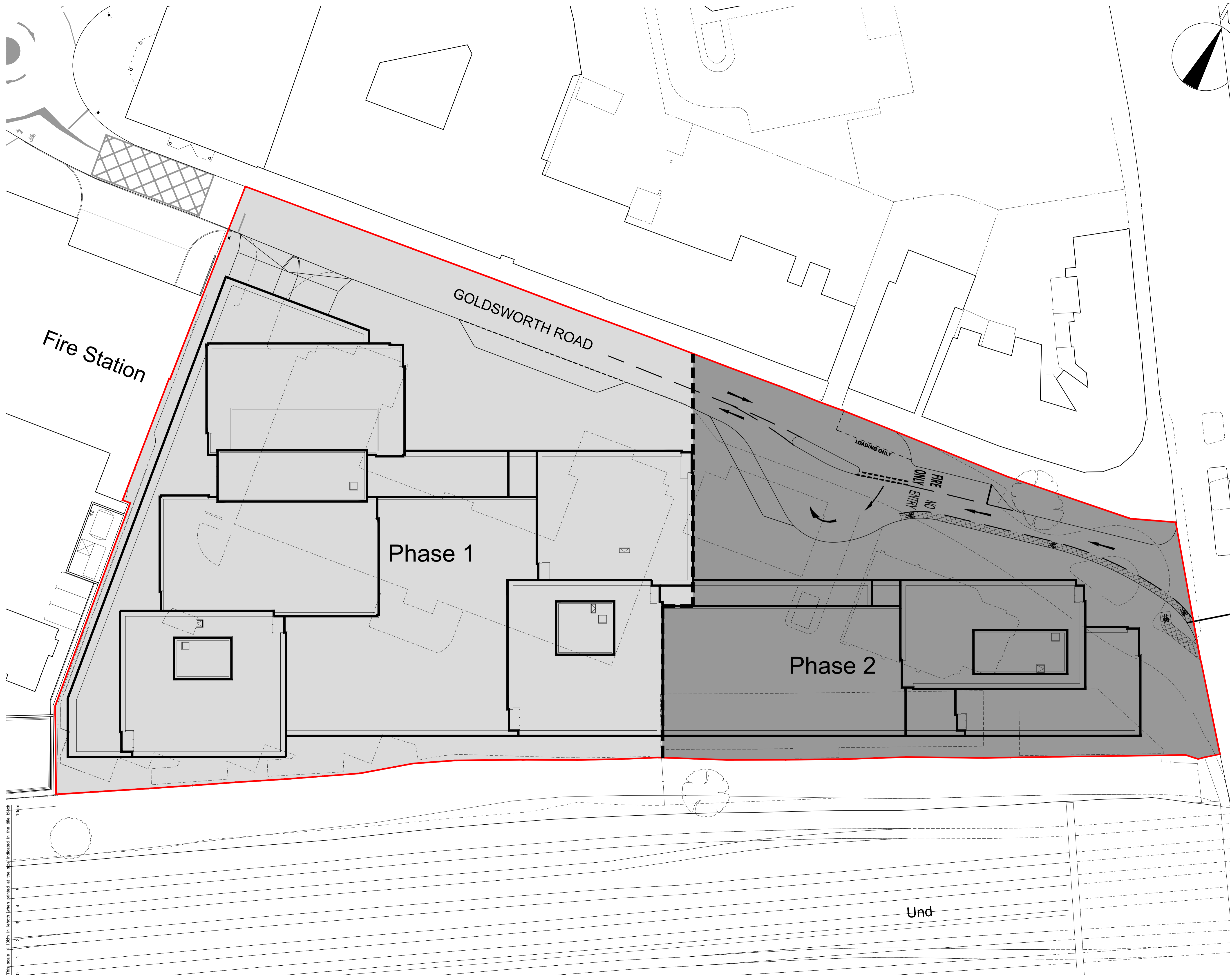


Copyright Rolfe Judd Ltd  
 NOTES  
 1 The Contractor must check and confirm all dimensions  
 2 All discrepancies must be reported and resolved by the Architect before works commence  
 3 This drawing is not to be scaled  
 4 All work and materials to be in accordance with current applicable Statutory Legislation and to comply with all relevant Codes of Practice and British Standards



-  Application Boundary
-  Demolished buildings and kerb lines
-  Proposed road layout
-  Construction Phase 1
-  Construction Phase 2



Planning issue	24/06/16
Rev	Date

**Rolfe Judd**  
 Architecture Planning Interiors  
 Old Church Court, Claylands Road, The Oval, London SW8 1NZ  
 T 020 7556 1500  
 www.rolfe-judd.co.uk

Client  
 Goldsworth Road Development LLP

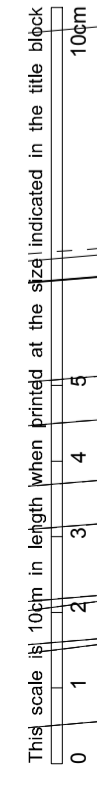
Project  
 Goldsworth Road (South)  
 20-32 Goldsworth Road, Woking

Drawing  
 Proposed Phasing Plan

Scale	Date	Status
1:250 (A1)	June 16	Planning
Job Number	Drawing Number	Revision
5712	T(10)P200	-

G:\5712T\_Series\T90T90P200

This scale is 100m in length when printed at the size indicated in the title block



Und